

TEACHER HANDOUT



Because no child is too far.

You and your students can give children in remote and hard-to-reach communities a chance at an education and a brighter future. Together with your students, help provide these life-changing learning tools:



Pencils for a School – supply a school with 750 pencils, so children can write and draw.



Soccer Balls for a School – give children a chance to play, build skills and be kids again.



Bicycle – allows a child to get to school faster, fetch water, do chores and have fun.



School-in-a-Box – provides children with the learning supplies they need during an emergency.



Water Pump – gives local access to clean, safe, drinking water.



School Tent – provides a safe place to learn when disasters destroy buildings.

Students and parents can fundraise online at unicef.ca/oct31

Online fundraising helps keep administration costs down, so more money goes to help kids around the world.

Donors will receive an instant tax receipt.

Check out unicef.ca/oct31 for great resources, including an activity sheet, video, and fun fundraising ideas!



Contact us ...
we're here to help!

UNICEF Canada
Tel: 1 800 567 4483
Fax: 1 866 529 8384
oct31@unicef.ca
unicef.ca/oct31

It's as easy as 1-2-3!

1 INSPIRE AND EDUCATE

- Schedule a National UNICEF Day kick-off assembly for your school.
- Watch the video with your students to learn about the daily challenges children around the world face and how you can help.
- Go to unicef.ca/oct31 for announcements, lesson plans and fundraising ideas to help your students learn about kids around the world.
- Track your progress on your poster! Have your students colour in the thermometer as you reach each milestone.

2 SET A GOAL

- Set a fundraising goal for your school or for each class, or ask your students to set their own individual goals.

3 TAKE ACTION!

- Print pledge forms for students to take home. Encourage them to share the stories from the video with their parents.
- Encourage your students to raise funds online (unicef.ca/oct31), through pledges and in-school events.
- Take pride in your students' achievement! At the end of the campaign, celebrate with a fun Halloween party.



OCTOBER CLASSROOM ACTIVITY CALENDAR

Post in your classroom and share these fun and exciting activities with your students!

1 This October, help kids just like you, all around the world!

2 BOOK A KICK-OFF ASSEMBLY FOR STUDENTS



4 KICK-OFF YOUR CAMPAIGN! Watch our fun video with your class and meet Youri, Jirada and Elizabeth!

5 Visit unicef.ca to learn more about how we help children around the world.



7 Discuss one new thing you learned about children in another country at dinner tonight.

8 This week, read about Thailand with your friends; find it on a map, did you know that Jirada and Pong are from Thailand?



11 Challenge older grades to organize a fundraising activity for younger grades – maybe a haunted house or even a soccer game?

12 Start your own fundraising project by yourself or with a group of friends. Have fun and help kids around the world at the same time.



15 Don't forget to keep track of your school's progress on the thermometer provided on the poster.



17 Write your local newspaper (ask an adult to help you find the name and address) and tell them how you are helping kids this National UNICEF Day.



19 Challenge another class to a fundraising contest.



21 Visit unicef.ca/oct31 with an adult – introduce them to Youri, Jirada and Elizabeth and set up your own personal fundraising page.




23 This week read about Ghana with your friends; find it on a map, did you know that Elizabeth is from Ghana?

24 In some countries, kids walk many kilometres to get clean drinking water instead of going to school. Count the number of taps in your school.





26 Be sure to thank everyone who has helped you to raise money for National UNICEF Day!



29 GET YOUR HALLOWEEN COSTUME READY! YOU ONLY HAVE TWO DAYS LEFT!



31 **HAPPY HALLOWEEN!**
HAPPY NATIONAL UNICEF DAY!
Thank you for all of your hard work this month! You have helped so many kids around the world have the chance to go to school!



ROW 1: © UNICEF/NYHQ2011-0077/Noorani, © UNICEF Haiti/2011-001/Michelle Marrion, ROW 2: © UNICEF/NYHQ2009-0222/Estey, ROW 3: © UNICEF/FPF2011-0075/Rob Patmore, © UNICEF/NYHQ2011-0645/Asselin, © UNICEF/NYHQ2008-1394/Pietrasik, ROW 4: © UNICEF Canada/2012/Haiti, © UNICEF Canada/2012/Haiti, ROW 5: © UNICEF/NYHQ2009-2384/Pirozzi

FUNDRAISING IDEAS:

- Donate the money you would spend on snacks and treats in one week to UNICEF
- For every tap in your school donate a loonie to help kids around the world
- Offer to do household chores in exchange for donations to UNICEF

WHAT'S GOING ON AT unicef.ca/oct31:

- More information about UNICEF and our work for kids around the world
- Activity sheet
- Lesson plans
- Videos