

# TEACHER HANDOUT



## NOWHERE IS TOO FAR TO GO TO HELP A CHILD

You and your students can give children in remote and hard-to-reach communities a chance at an education and a brighter future. Together with your students, help provide these life-changing learning tools:



**Pencils for a School** – supply a school with 750 pencils, so children can write and draw.



**Soccer Balls for a School** – give children a chance to play, build skills and be kids again.



**Bicycle** – allows a child to get to school faster, fetch water, do chores and have fun.



**School-in-a-Box** – provides children with the learning supplies they need during an emergency.



**Water Pump** – gives local access to clean, safe, drinking water.



**School Tent** – provides a safe place to learn when disasters destroy buildings.

Students and parents can fundraise online at [unicef.ca/oct31](http://unicef.ca/oct31)

Online fundraising helps keep administration costs down, so more money goes to help kids around the world.

- Students who fundraise online will be entered to win fun PRIZE packs!
- Donors will receive an instant tax receipt and the knowledge that they are helping the world's most vulnerable children.

Check out the DVD bonus features and [unicef.ca/oct31](http://unicef.ca/oct31) for great resources.



Contact us ...  
we're here to help!

UNICEF Canada  
Tel: 1 800 567 4483  
Fax: 1 866 529 8384  
[oct31@unicef.ca](mailto:oct31@unicef.ca)  
[unicef.ca/oct31](http://unicef.ca/oct31)

It's as easy as 1, 2, 3!

### 1 INSPIRE AND EDUCATE

- Schedule a National UNICEF Day kick-off assembly for your school.
- Watch the DVD with your students to learn about the daily challenges children around the world face and how you can help.
- Go to [unicef.ca/oct31](http://unicef.ca/oct31) for announcements, lesson plans and games to help your students learn about kids around the world.
- Track your progress on your poster! Have your students colour in the thermometer as you reach each milestone.

### 2 SET A GOAL

- Set a fundraising goal for your school or for each class, or ask your students to set their own individual goals.

### 3 TAKE ACTION!

- Send the pledge envelope and the kid's certificate home with students. Encourage them to share the stories from the DVD with their parents.
- Encourage your students to raise funds online ([unicef.ca/oct31](http://unicef.ca/oct31)), through pledges and in-school events.
- Take pride in your students' achievement! At the end of the campaign, celebrate with a fun Halloween party.



# OCTOBER CLASSROOM ACTIVITY CALENDAR

Post in your classroom and share these fun and exciting activities with your students!

**1** This October, help kids just like you, all around the world!

**2** BOOK A KICK-OFF ASSEMBLY FOR STUDENTS



**4** KICK-OFF YOUR CAMPAIGN! Watch our fun DVD with your class and meet Youri, Jirada and Elizabeth!

**5** Visit [unicef.ca](http://unicef.ca) to learn more about how we help children around the world.



**7** Discuss one new thing you learned about children in another country at dinner tonight.

**8** This week, read about Thailand with your friends; find it on a map, did you know that Jirada and Pong are from Thailand?

**9** Visit [unicef.ca/oct31](http://unicef.ca/oct31) to play exciting video games or watch Youri's music video featured in our DVD!



**11** Challenge older grades to organize a fundraising activity for younger grades – maybe a haunted house or even a soccer game?

**12** Start your own fundraising project by yourself or with a group of friends. Have fun and help kids around the world at the same time.



**15** Don't forget to keep track of your school's progress on the thermometer provided on the poster.



**17** Write your local newspaper (ask an adult to help you find the name and address) and tell them how you are helping kids this National UNICEF Day.



**19** Challenge another class to a fundraising contest.



**21** Visit [unicef.ca/oct31](http://unicef.ca/oct31) with an adult – introduce them to Youri, Jirada and Elizabeth and set up your own personal fundraising page.




**23** This week read about Ghana with your friends; find it on a map, did you know that Elizabeth is from Ghana?

**24** In some countries, kids walk many kilometres to get clean drinking water instead of going to school. Count the number of taps in your school.





**26** Be sure to thank everyone who has helped you to raise money for National UNICEF Day!



**29** GET YOUR HALLOWEEN COSTUME READY! YOU ONLY HAVE TWO DAYS LEFT!



**31** **HAPPY HALLOWEEN!**  
**HAPPY NATIONAL UNICEF DAY!**  
Thank you for all of your hard work this month! You have helped so many kids around the world have the chance to go to school!



ROW 1: © UNICEF/NYHQ2011-0077/Noorani, © UNICEF Haiti/2011-001/Michelle Marrion, ROW 2: © UNICEF/NYHQ2009-0243/Estey, ROW 3: © UNICEF/PFP2011-0075/Rob Patmore, © UNICEF/NYHQ2011-0645/Asselin, © UNICEF/NYHQ2008-1394/Pietrasik, ROW 4: © UNICEF Canada/2012/Haiti, © UNICEF Canada/2012/Haiti, ROW 5: © UNICEF/NYHQ2009-2384/Pirozzi

## FUNDRAISING IDEAS:

- Donate the money you would spend on snacks and treats one week to UNICEF
- For every tap in your school donate a loonie to help kids around the world
- Offer to do household chores in exchange for donations to UNICEF

## WHAT'S GOING ON AT [unicef.ca/oct31](http://unicef.ca/oct31):

- More information about UNICEF and our work for kids around the world
- Fun games
- Lesson plans
- Videos

