




© UNICEFMK/2015/TomislavGeorgiev  
Lamar, 4, has travelled with her mother for just over 2 months from Syria to the Gevgelija border

unicef 

# Syria Crisis

## Monthly Humanitarian Highlights & Results

SEPTEMBER 2015: SYRIA, JORDAN, LEBANON, IRAQ, TURKEY AND EGYPT

SITUATION IN NUMBERS

## Highlights

- In response to persisting severe water shortages in Aleppo, UNICEF continued to truck 10,000 m<sup>3</sup> of water per day, reaching 700,000 people, while continuing to develop alternative water supply modalities.
- In September, Jordanian schools nationwide reopened to welcome approximately 143,000 new and returning Syrian students, a 10% increase from last year. UNICEF's ongoing nationwide Learning for All campaign with 13 partners is encouraging families to enroll children in school where possible, and pursue other learning opportunities (including Makanis) where it is not.
- In Iraq, two new pre-fab schools in Gawelan and Domiz 2 have been completed in time for the start of the new academic year. Through its partner War Child, UNICEF conducted Back to School campaigns in both Domiz 1 and 2 with approximately 13,000 individuals attending.
- In Lebanon, UNICEF has equipped a new well in Majdel Anjar in Bekaa. Majdel Anjar is a large locality near the El Masna border crossing. The locality is home to over 15,000 Lebanese inhabitants and 17,000 Syrian refugees.
- Two UNICEF teams were deployed to assess the situation of women and children in transit in Izmir, Istanbul and Edirne – the majority of whom are Syrians. A mobile CFS was deployed to serve 100 children a day on the move in Izmir, and was deployed in partnership with the Turkish Red Crescent Society (TRCS) as part of UNICEF's commitment to providing rapid child protection services in the border areas.

### In Syria

**5,600,000**  
# of children affected

**12,184,000**  
# of people affected  
(HNO, 2014)

### Outside Syria

**2,073,905**  
# of registered refugee children and children awaiting registration

**4,180,631**  
# of registered refugees and persons awaiting registration

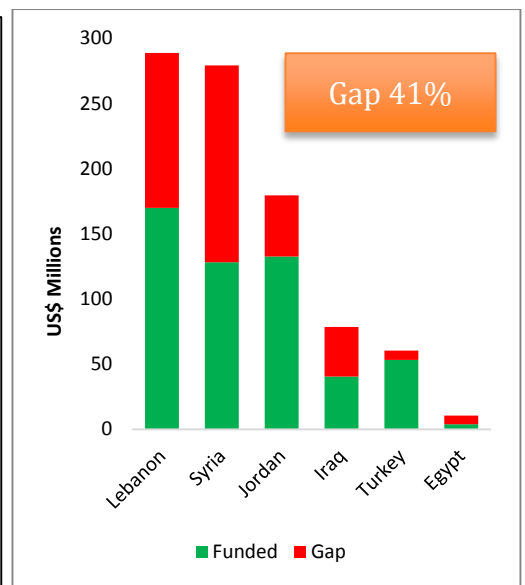
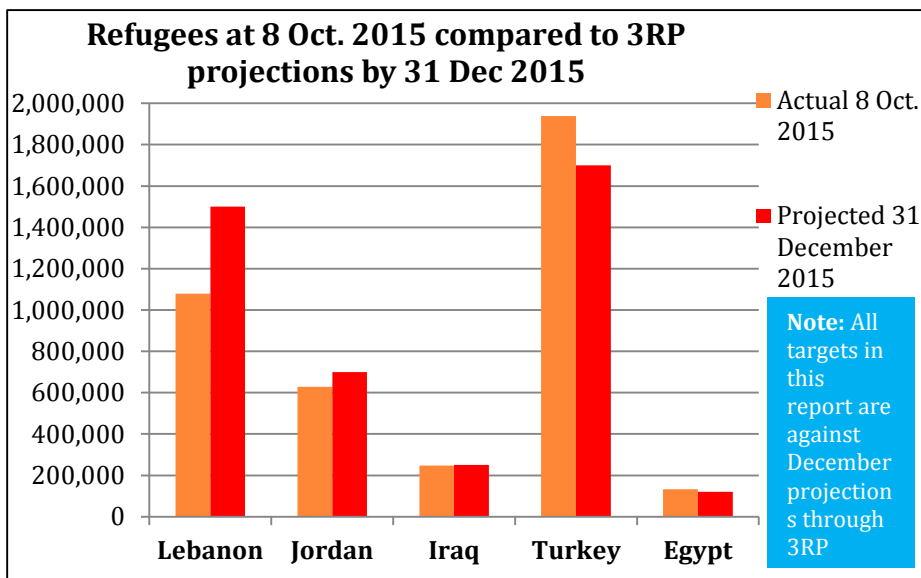
(UNHCR, 9 October 2015)

### Syria Appeal 2015\*

**US\$ 279 million**

### Regional Appeal 2015\*

**US\$ 624 million**



# Syria

During the month of September the Syrian conflict entered a new phase, with Russian air strikes across the country allegedly targeting terrorists groups in Idleb, Hama, Homs, Aleppo, Raqqa and Deir-Ez-Zour. The airstrikes, and the increased intensity of related clashes, continue to have a negative impact on humanitarian access and delivery of humanitarian assistance. Over 30,000 people have been displaced in September since the Russian strikes began. They add to the total number of people displaced from January to August, which reached over over 1,239,000. Major displacements have happened in Idleb (272, 875), Hassakeh (197,660), and Daraa (186,000). More than half of the internally displaced population is relocating for the second or third time.

The increased shelling and air strikes are preventing children living in Homs, Idleb, Hama, Aleppo and Raqqa from regularly attending school, due to the security concerns of parents. Recently, 6 children were killed in Aleppo while playing in a child friendly space and 19 children were killed in by a mortar hitting a playground in Homs. In the areas of Al Hassakeh controlled by Kurds, the introduction of a parallel school curriculum has drastically reduced the enrolment rate of children, now down to 50%.

**Education:** The 2015/16 school year has started in Syria on 13 September. School openings in Al-Assad suburb and Qudsaya were delayed for one week following clashes in the area. UNICEF is distributing essential learning materials for almost 3 million children. However, two million children are still out of school and another 400,000 are at risk of dropping out. To increase access to education, UNICEF and partners have developed a "Self-Learning Programme" targeting 500,000 out-of-school children and an alternative catch-up curriculum for 200,000 children who, due to displacement, cannot regularly attend school.

**WASH:** Water shortages in Aleppo and other parts of Syria persisted through the month of September. Water was intermittently cut for 17 days, affecting 2.1 million people. Conflict damage and deliberate obstruction to the power supply have caused the main water pumping station to shut down. In response, UNICEF continued to truck 10,000 m3 of water per day, reaching 700,000 people, while continuing to develop alternative water supply modalities.

In September, water, sanitation and hygiene services and supplies were delivered to 2.5 million people across the country, including more than 358,000 people in seven hard to reach areas. Five million water purification tablets were provided to local water authorities in Ar-Raqqa for the treatment of 100 million litres of water. UNICEF has rehabilitated public infrastructure for the safe supply of water to more than 7 million people since the beginning of the year.

**Health and Nutrition:** In September, UNICEF health programmes have reached more than 88,500 children and mothers with primary healthcare services, and more than 3,600 children with routine immunization. UNICEF has provided 3.5 million doses of polio vaccines to the Ministry of Health in preparation for the upcoming vaccination campaign (18-22 October 2015), which is targeting 3 million children under five. Since January, UNICEF and partners have vaccinated almost 3 million children against polio, and provided basic health care services for 700,000 children and mothers.

In the attempt to prevent and reduce the consequences of a poor diet, 36,100 children and pregnant and lactating mothers have received micro nutrient supplementation, and more than 29,900 have received complementary food and lipid based nutrients. 48,547 children have been screened for malnutrition, and 492 among them have been consequently treated.

### Estimated Affected Population

\* OCHA 2014. The remaining figures are calculated on CBS 2011 demographic distribution and - children under 18 year 46 %

Population in Need*	12.2 million
Children in Need (Under 18)	5.6 mn
Total Displaced Population *	7.6 mn
Children internally Displaced	3.5 mn
People in Hard to Reach areas	4.8 mn
People in Besieged areas	212,000
Children in Hard to Reach areas	Up to 2 million

\*Source: 2015 Humanitarian Needs Overview, OCHA

**Child Protection:** More than 26,900 children have been engaged in September in psychosocial activities, helping them to cope with the increasingly dangerous situation. Child friendly spaces and mobile outreach units have been instrumental in including in these activities more than 2470 children living in hard-to-reach locations. From the beginning of the, 280,000 children have received psychosocial support. As part of the expansion of mine risk education, a total of 756,624 children have been reached since January.

**Adolescents and Youth:** Almost 14,000 adolescent girls and boys have been reached during the month of September with life skills education, vocational training, adolescents' health and psychosocial support services 8922 among them live in hard to reach locations. Since January, over 110,000 adolescents have received psychosocial support and almost 180,000 adolescents have received life-skills education.

**NFI:** In preparation for the response to the upcoming winter, aimed at reaching 1 million children with winter clothes, blankets and school heating, UNICEF has procured 290,000 clothing kits. A voucher programme, in support of winter item distributions, will be launched in November in five governorates (Damascus, Homs, Latakia, Qamishli and Tartous).

## SUMMARY OF PROGRAMME RESULTS (January –September 2015)

WHOLE OF SYRIA	2015 Sector Target	2015 Sector Results	2015 UNICEF Target	2015 UNICEF Results
<b>WATER, SANITATION &amp; HYGIENE *</b>				
# affected population provided with improved water and sanitation services by developing, rehabilitating and maintaining the Public Infrastructures (1)	6,000,000	8,149,349	3,500,000	7,032,198
# affected population periodically provided with hygiene items coupled with hygiene promotion messages in the collective shelters and in host communities settlements (2)	4,800,000	1,465,808	2,340,000	943,241
# affected population with access to safe drinking water and appropriately designed toilets and sanitation services in the collective shelters and in host communities settlements (3)	2,900,000	2,535,124	2,340,000	2,679,389
# affected population in public institutions (Schools, Child Friendly Spaces & Health Centers) provided improved WASH services	800,000	295,140	800,000	239,851
<b>CHILD PROTECTION</b>				
# children receiving Explosive Remnant of War risk education in schools and communities (1)			1,450,000	707,666
# girls and boys participating in structured, sustained child protection or psychosocial support programmes. (2)		n/a	385,000	296,001
# children and adolescents reached through unstructured psychosocial activities(3)			300,000	249,161
# child protection actors/ stakeholders trained (women, men) (4)			3,600	1,739
<b>EDUCATION</b>				
# children (6-17) with access to formal education (1)	3,500,000	18,430	500,000	25,512
# children (6-19) with access to non-formal education opportunities (2)	4,500,000	283,788	1,600,000	300,136
# teachers and education actors with access to professional training and capacity development initiatives (3)	480,000	1,625	7,600	1,348
# children (3-15) receiving Back to Learning (BTL) materials (4)	4,500,000	86,786	3,000,000	99,546
<b>HEALTH</b>				
# children under five reached with polio vaccine (1)			2,900,000	2,989,659
# children under one with routine vaccination (2)			570,000	190,653
# children & CBA women accessing basic health services (3)			1,300,000	739,131
# estimated population benefitting from health item distribution (4)			n/a	1,623,259
<b>NUTRITION</b>				
# children under 5 and PLW (pregnant & lactating women) receiving multi-micronutrients supplementation (1)	2,200,000	448,009	1,000,000	436,954
# children 6-59 months receiving nutrient supplements (2)	517,000	737,929	370,000	502,620
# children 6-59 months treated for Global Acute Malnutrition (3)	89,100	9,553	21,000	8,630
<b>SOCIAL PROTECTION</b>				
# families receiving cash assistance to meet their basic needs (1)	7,500,000	n/a	20,000	0
# children benefitting from winter and summer materials including winter/summer clothes and blankets (2)		n/a	500,000	370,599
<b>FOOTNOTES:</b>				
<b>WASH</b>				
* It is estimated up to 16.55 million people benefit from sustained supply of water treatment chemicals for drinking water nationwide.				

1) Cumulative catchment of people accessing safe drinking water through rehabilitation/ repair of the existing water supply systems with established operations/maintenance routines, rehabilitation of water and sewage systems including supply of equipment, spare parts, fuel and chemicals for treatment, equipment of boreholes, enhancing of surface/ground water production & distribution. The increase of August was due to providing 53 submersible water pumps in 6 communities in Al-Hasakeh governorate. Also providing 2 vertical pumps in Ein Altanor main pumping station in Homs and 17 submersible water pumps in 6 communities in Homs as well as rehabilitation works of water systems in 9 communities in Homs. In addition to other works of rehabilitation and providing equipment in 6 other governorates.
2) In institutions, IDP Camps /Shelters/Host settlements.
3) # of people reached with access to hygienic toilets or latrines, hand washing facilities, Aquatabs, water tanks and trucking in IDP settlements, and host communities (temporary or mid-term)
<b>Child Protection</b>
1) ERW activities from January through May 2015 in Damascus and Rural Damascus.
2) PSS in CFS, AFS, mobile units and school clubs. Adolescents and Youth Structured: 60,975
3) Level 1 PSS including children benefiting from recreational kits and child protection open days. In addition, this indicator will measure adolescents reached through mobile outreach approach (ADAP: 46,292).
4) Child protection actors include 1,500 school counsellors and 500 community / NGO workers, trained in PSS and case management and referrals.
<b>Education</b>
1) UNICEF target combines three interventions: Children provided with equitable access to formal education opportunities through rehabilitation of schools (350,000); Prefabricated class rooms (14,000); and children with basic education bursaries and given access to formal schools (1,500). Note: A number of school rehabilitation projects started with NGOs in collaboration with WASH implementing partners. The number of beneficiaries reached is still relatively low, because the school year only starts in September.
2) Non-formal education opportunities can improve learning in formal schools), including 1.6 million children and adolescents provided with self-learning materials (total) in addition of which: 500,000 children provided with remedial education, 165,000 adolescents provided with Life Skills Based Education, including at least 56,000 with vocational education. Of the 165,000, 130,000 adolescents will be reached through mobile outreach.
3) Includes: i) Developing capacity of 5,600 teachers including in active learning, curriculum B, self-learning, extra-curricular, and life-skills education; ii) 200 education participants capacity development support in minimum standards/ information management; iii) 1,329 cumulatively reached as below: 131 teachers trained in Damascus; Under ADAP-Education, 1198 youth volunteers trained on Life Skills and Vocational Training. Teachers have been reached in the Governorates of Damascus, Aleppo, Lattakia, Hama, Homs, As-Sweida, Tartous and Al-Hasakeh
4) School supplies include text books, school bags and stationary. These supplies would only be delivered just before the new school year commences in September 2015, therefore the number of benefitting children is still very limited.
<b>Health</b>
1) # of children under five reached with polio vaccine. Note: results reported are from the February 2015 polio campaign - no polio campaign conducted during August 2015. To date 4 campaigns have been conducted in Syria in 2015.
2) Routine vaccination data received for most Governorates and compiled up to 31 July 2015 (data received during July).
3) 458,234 via PHC centers and 171,937 via Mobile teams. In addition 593,259 benefited from health items distribution through regular programme and emergency assistance. Leishmania pest control catchment beneficiaries reached approximately 60,000 in Aleppo.
<b>Nutrition</b>
1) Micronutrient supplementation: result as at 31 August 2015 includes 385,159 children and 15,694 PLWs.
2) Complementary foods and lipid-based nutrient supplements: As 31 August 2015 261,604 children under 2 received complementary food and 211,104 children under 3 received lipid-based nutrient supplements (Plumpy Doz).
3) The sector target for Global Acute Malnutrition (GAM) has been revised to include Severe, Severe with complications, and Moderate Acute Malnutrition (GAM = (Moderate (MAM) + Severe (SAM)). Children are treated for GAM with Ready-to-use Therapeutic Food. As of end July the sector has reached 1,957 children with SAM treatment (of 21,000 target); 183 children with SAM and complications (of 2,100 target); and 7,313 children with MAM (of 66,000 target)
<b>Social Protection</b>
1) Displaced and vulnerable households supported with cash and vouchers to meet immediate basic needs. Note: The voucher pilot programme is expected to start shortly in Quamishli. All the necessary preparations (including market assessments) are currently being undertaken.
2) Number of beneficiaries remains the same

# Jordan

**Protection** As of September, 144,840 vulnerable girls (52%) and boys are registered with 122 UNICEF-supported through centres where they have access to structured psychosocial support and other services, Makani or other. Of these, 5,294 girls and boys have received specialized case management services. This includes 503 working children, 848 unaccompanied and separated children, and 514 children who are early married or at risk of early marriage. Further, over the course of 2015, UNICEF has reached almost 61,000 women (60%) and men with awareness raising on child protection, service availability, and referral pathways.

**Basic Needs** New contributions permitted UNICEF to avert a suspension of its unconditional child cash grant programme, which benefited 52,163 children (21,654 girls and 30,509 boys) in September. UNICEF provided 20 Jordanian Dinars (JDs) per child to 14,059 families to cover their child-related expenses. Among this programme's beneficiaries in September were 453 Unaccompanied and Separated Children (199 girls and 254 boys).

**Education** In September, schools nation-wide reopened to welcome approximately 143,000 new and returning Syrian students. This represents a 10% annual increase in enrolment. This upward trend is an encouraging outcome of UNICEF-led efforts in drawing more children to schools which included public outreach campaigns, expanding formal education absorption capacity and quality improvements in the delivery of formal education. For the new school year, children in Za'atari Camps can now access three new school complexes. With this expansion, the formal education schools in camps could accommodate up to 21,380 school

Affected Population		
Registered refugee figures from UNHCR data portal as at October 08, 2015. There are no persons pending registration.		
Registered refugees	628,175	M: 309,690; F: 318,485
Child Refugees (Under 18)	325,395	M: 167,095; F: 158,300
Child Refugees (Under 5)	105,533	M: 54,023; F: 51,510

children. In addition, UNICEF will be supporting the construction of two new school complexes which are expected to accept more new students by end October.

Learning for All Campaign: In conjunction with the re-opening of schools, UNICEF launched the Learning for All campaign which aimed to ensure all families were provided with the needed information for accessing a seat in school. Key messages promoted the continuation and retention of students in the formal education system and increasing access of alternative education pathways for children who are on the waitlist for formal education.

#### **WASH**

**Za'atari:** Redevelopment works were successfully carried out on Borehole 1. Due to the recent rehabilitation work on the boreholes and the seasonal change, the dependence upon external water trucking has been reduced by over 50%, significantly reducing the cost and improving the consistency of the water delivered. Regarding construction on the water network, hydrostatic tests are underway at the remaining two concrete tanks (six of the eight planned large capacity tanks have been completed). More than 1 kilometre of the main water transmission line has been laid.

**Azraq:** The Hepatitis A outbreak trend is decreasing with no new cases registered since 25 September. To assuage the concerns of the water and wastewater tanker drivers and to mitigate against the chance of strikes and disruptions to the delivery of services, improvement works are underway for the access roads to the borehole and the treatment plant and will be completed by mid-October.

**Host Communities:** Since January, four of ten planned UNICEF-supported rehabilitation works have been completed, benefitting approximately 589,250 Syrians and Jordanians through improved access to piped systems. Work to equip two boreholes in Dafiya and Abu Al Farth is underway in Mafraq governorate and will be completed by late November.

### **SUMMARY OF PROGRAMME RESULTS (January –September 2015)**

JORDAN	Sector 2015 target	Sector result 2015	UNICEF 2015 target	UNICEF 2015 result
<b>WATER, SANITATION &amp; HYGIENE<sup>1</sup></b>				
# people with increased access to potable water through improved and expanded water network and household interventions in host communities.	3,366,021	802,050	1,700,000	589,250
# people with access to potable water in camps	307,000	112,428	140,000	112,428
# people reached through messages on key hygiene practices	614, 937	171,086	305,000	48,208
# people with access to appropriate sanitation facilities through improvement/extension of sewerage systems and household facilities in host communities	1,467,846	259,066	685,000	259,066
# people with access to appropriate sanitation facilities through waste management <sup>2</sup> services in camps	140,000	112,428	140,000	112,428
# boys and girls having access to WASH services in schools, clinics and child-friendly spaces in host communities	241,212	13,389	200,000	13,389
# boys and girls having access to WASH services in schools, clinics and child-friendly spaces in camps	45,000	42,234	45,000	34,234
<b>CHILD PROTECTION</b>				
# children/ adolescents with access to psychosocial support services (level 2&3)	333,170	224,110	203,264	141,840 (67,765 boys & 74,075 girls)
# children receiving specialized services from case management services from qualified frontline workers	21,025	11,516	13,785	5,294 (2,781 boys & 2,513 girls)
# community members, including children, sensitized on CP issues, services available and referral pathways.	339,547	94,765	131,000	60,892 (24,647 men & 36,245 women)
# GoJ officials, civil society & humanitarian workers trained on CP	2,592	2,036	1,050	1,752 733 men & 1,019 women
<b>EDUCATION and YOUTH<sup>3</sup></b>				
# school aged Syrian boys and girls registered in Jordanian public schools (primary and secondary)	160,000	143,259	130,000	143,259 <sup>4</sup>
# children and youth benefiting from alternative certified non-formal education	71,208	1,362	7,500	1,362
# children and youth benefiting from alternative informal education (basic learning and numeracy)	118,144	12,808	80,500	11,763
# children and youth benefit from technical skills/post-basic education	16,111	4,304	3,500	2,589
# children and youth (10-24 yrs old) benefit from life skills activities	670,56	48,077	58,000	47,194 <sup>5</sup>
# children who have received school supplies	210,300	180,658	160,000	132,618 <sup>6</sup>
# teachers, school supervisors, counsellors and other educational personnel trained	5674	2,133	4000	1,746
<b>HEALTH</b>				
# children 9mo-15yrs vaccinated for measles <sup>7</sup>		n/a	34,000	17,594
# children 0-59 months vaccinated for polio <sup>8</sup>			248,970	406,859
# children <5 yrs (boys and girls) fully covered with routine immunization antigens			34,000	14,268
# child bearing aged women (15-49) received more than two doses of tetanus toxoid			28,800	21,460
<b>NUTRITION</b>				
# caregivers/ mothers reached with Infant and Young Child Feeding services	153,600	n/a	72,000	53,069
# children U5 screened for malnutrition	14,500	n/a	14,500	2,861
<b>BASIC NEEDS</b>				
# vulnerable children receiving monthly cash assistance	237,228	170,290	75,000	52,163 <sup>9</sup> (30,509 boys, 21,654 girls)

<sup>1</sup> UNICEF WASH includes Za'atari, Azraq, King Abdullah Park and Cyber City refugee camps.

<sup>2</sup> Includes solid waste and waste matter

<sup>3</sup> Some results have changed from the previous months because we are in process of rectifying data inaccuracies in data to avoid duplication and over reporting on Activity Info. Additionally, we are also anticipating few changes during the next month for reported figures as few partners did not revise the previous months' data.

<sup>4</sup> These are initial enrollment figures in public schools As of Sep 2015 (academic year 2015-2016), the official numbers will be announced by end of November 2015.

<sup>5</sup> 37,345 was extracted from direct reporting to UNICEF from partners. The rest which is: 9,849 has been extracted from ActivityInfo reporting.

<sup>6</sup> Save the Children-Jordan distribution of school bags for the 2014-2015 school year was not previously reported on ActivityInfo. 130,000 school bags were distributed to support formal education. Please note that in August 2014, 2816 was reported by UNICEF partners, which referred to distribution of material for informal education. This indicator achievement might be revised in the following month.

<sup>7</sup> Arrivals at Raba Sarhan Transit centre + measles coverage in the camp and host

<sup>8</sup> Target includes one sub NID round of 200,000 people and new arrivals totaling 48,970

<sup>9</sup> Maximum reached was 56,215 in May; figure above represents September beneficiaries.

# Iraq

**Child Protection** In September, UNICEF and partners provided psychosocial services to 1,315 newly registered children (G: 645 and B: 670), reaching 11,395 (G: 5,694 and B: 5,701) newly registered children since January 2015. 147 newly registered children (G: 69 and B: 78) received specialized services, meaning 1,393 (G: 474 and B: 919) newly registered children have received specialized services since January 2015. The total number of identified UASC since January 2015 is 75 (G: 7 and B: 68).

Affected Population		
<i>Registered refugee figures from UNHCR data portal as at October 08, 2015. There are no persons pending registration.</i>		
Registered refugees	247,352	M: 140,249; F: 107,103
Child Refugees (Under 18)	102,651	M: 53,923; F: 48,728
Child Refugees (Under 5)	38,168	M: 19,293; F: 18,551

In Kawargosk refugee camp, UNICEF in partnership with PAO enabled 20 children (16 boys, 4 girls) to access legal representation assistance. In addition, PAO provided counselling to 14 children (10 boys, 4 girls) who had suffered domestic violence.

Syrian refugees are leaving camps to seek asylum outside Iraq. Loss of Syrian project staff in camps is becoming a major constraint in carrying out CP activities. UNICEF and partners have streamlined recruitment processes to stop any negative repercussions on services for children.

**Education** Two new pre-fab schools in Gawelan and Domiz 2 have been completed in time for the start of the new academic year. Through its partner War Child, UNICEF conducted Back to School campaigns in both Domiz 1 and 2 with approximately 13,000 individuals attending the different events.

Temporary financial incentive is being provided in support of Syrian refugee teachers, via the Directorate of Education. In September, 86 teachers (28 female) completed a 5-day training on School Based Management and Child Friendly teaching methodologies in Dahuk Governorate.

In Erbil, all schools in the 4 refugee camps are open although there delays in other areas of Iraq due to the cholera outbreak. 6,246 students (3,067 girls and 3,179 boys) received UNICEF-distributed student kits. All refugee schools in camps received student kits, reaching approximately 5,600 refugee children (2,860 girls and 2,740 boys). Similar supplies were also provided to 3 refugee schools outside camps in Sulaymaniyah reaching 870 students (436 girls, 434 boys)

**Health and nutrition** 1,583 Syrian refugee children under 5 years old (U5) received oral polio vaccine, 429 infants under 1 were vaccinated against measles. 3,008 (G: 1508, B; 1,500) children U5 were screened for nutrition-related health conditions. 1,732 mothers of children under 1 received Infant and Young Child Feeding (IYCF) counseling. In September, UNICEF reached parents of 846 babies (G: 426, B: 420) with home services

UNICEF supported the Kurdistan Ministry of Health by assessing 30 primary healthcare centers (PHCC) in the Kurdistan Region of Iraq in collaboration with the Directorate of Health. Selected PHCC are providing health and nutrition services to 39,539 Syrians (6,546 children under 5).

IRAQ	Sector 2015 targets	Sector total 2015 results	UNICEF 2015 targets	UNICEF total 2015 results
<b>WATER, SANITATION &amp; HYGIENE (WASH)<sup>10</sup></b>				
# emergency affected population provided with adequate access to safe water <sup>11</sup>	71,468	23,121	45,024	23,121
# emergency affected population provided with sustainable access to safe water	133,769	86,195 <sup>12</sup>	78,924	86,195 <sup>3</sup>
# emergency affected population with access to functional appropriately designed toilets & bathing facilities connected to disposal system	88,256	94,357 <sup>3</sup>	57,366	94,357 <sup>3</sup>
# beneficiaries with routine access to solid waste collection and disposal services <sup>13</sup>	103,546	90,470	50,738	54,921
# beneficiaries received hygiene kits <sup>14</sup>	120,219	56,024	49,290	43,551
# beneficiaries reached through hygiene promotion (recurrent intervention) <sup>15</sup>	120,219	96,629	49,290	70,789

<sup>10</sup> Some services in camps are gradually handed over from UNICEF to other organizations/institutions, based on agreements. The number of beneficiaries reached by UNICEF in some indicators may gradually decline. Monthly results may decrease if total refugee population in camps declines. However, results reflected in this table constitute the maximum number of achieved beneficiaries for the respective activities since the beginning of the year. Where available, monthly (incremental) beneficiary figures are presented for each indicator for sector and/or UNICEF.

<sup>11</sup> This indicator refers to refugees benefitting from unsustainable water access, such as water trucking, in contrast to the next indicator, which reflects refugees benefitting from sustainable access to safe water, for example piped networks. UNICEF beneficiaries in September 2015 were 8,162 individuals.

<sup>12</sup> Due to delays in reporting from partners and therefore incomplete data, sector totals will remain the same as UNICEF totals until data is received and validated.

<sup>13</sup> UNICEF results decreased since January, because UNICEF has passed certain solid waste activities to government partners. The increase in UNICEF beneficiaries in August and September 2015 is due to a short-term contract with the local authorities in Dahuk. UNICEF was requested to support solid waste collection for three months to cover a gap in service. Actual results are anticipated to reduce over the coming months as more activities are handed over.

<sup>14</sup> Sector beneficiaries in September 2015 were 8,000 and for UNICEF 7,567. UNICEF is only distributing hygiene kits for Syrians in camps on an as-needed basis (for example if there is an outbreak of scabies or similar disease).

<sup>15</sup> Sector beneficiaries in September 2015 were 23,255 and for UNICEF 20,359.

# children with access to safe WASH facilities in their learning environment and child friendly spaces	43,738	14,788	43,738	14,788
<b>CHILD PROTECTION</b>				
# children with access to psychosocial support services	20,669	20,069	14,262	11,395
# children receiving specialized child protection services (reunification, alternative or specialized care and services)	7,950	3,329	3,500	1,468
# Para-Social workforce trained	200	0	200	0
<b>EDUCATION</b>				
# boys and girls in basic education <sup>16</sup>	27,012	30,385	24,782	22,315
# children who have received school supplies	27,012	23,164	24,782	10,683
# children with access to psychosocial support in education programmes	27,012	18,572	24,782	16,880
<b>HEALTH</b>				
# children under 1 immunized against measles			6,366	3,224
# newborn babies of conflict-affected families benefitting from newborn home services		n/a	3,170	5,424
# children 0-59 months vaccinated for Polio <sup>17</sup>			750,582	852,937
# health facilities in impacted communities supported			120	41
<b>NUTRITION</b>				
# children under 5 provided with access to growth monitoring (nutrition screening) services		n/a	14,382	23,883

# Lebanon

**Health and Nutrition:** Since September 2015, UNICEF's implementing partner Beyond Association has started providing immunization services to the Syrian children and women living in the Informal Settlements in the South and Nabatieh.

In response to the dust storm in September, UNICEF distributed 25,000 protective dust masks to the MoPH. In the districts of North and Akkar, the teams of Beyond Association and Relief International, in addition to distributing the dust masks, raised awareness on how to cope with dust & sandstorms, shared awareness guidelines issued officially by MoPH and identified and referred cases in need of secondary health care to closest hospitals.

**Child Protection:** Given the high level of vulnerability of Syrian children living in Informal Settlements in Akkar, including the high risk of child labour, evictions and raids and rising tensions between the host and refugee community, UNICEF, in partnership with Beyond Association, expanded the CP and GBV prevention programmes to more than 40 Informal Settlements in Akkar. The programme will around 6,000 children and 3,000 caregivers with structured PSS, to provide access to quality information to 8,000 boys and girls and 5,000 caregivers, and access to GBV prevention through mobile services to 1500 women and girls.

In partnership with MOSA, IRC, UNHCR and Saint Joseph University, during August and September 2015, UNICEF has contributed to the peer to peer sessions organized in 5 locations to introduce the new national SOPs to the field front line workers and explain the linkages and convergence between the National Standard Operation Procedures on Case Management and the Practical Guidance for Case Management of Children. More than 100 field-based social workers and case managers from all governorates participated in the meetings.

**Education:** In September UNICEF launched the Back to School Campaign for the 2015-2016 academic year. The campaign reached out to parents and children to inform them on the importance and access of education, and included awareness raising sessions, household visits, distribution of leaflets and posters, Q&A, partner hotlines and media and online publicity. In the current academic year all the parents (both Lebanese and Non-Lebanese) are exempted from paying school fees for enrolment in public education. In addition, the Ministry of Education has waived the requirement for refugee children to present a valid residency permit to enrol. For children entering the first shift the enrolment opened in September, whereas for children for the second shift enrolment will start in October.

Affected Population		
Registered refugee figures from UNHCR data portal as at October 08, 2015. *estimated as per 3RP M: Male; F: Female		
Registered Refugees	1,078,338	M: 511,132; F: 567,206
Child Refugees (Under 18)	574,754	M: 293,308; F: 281,446
Child Refugees (Under 5)	202,728	M: 103,520; F: 99,207
Estimated host community affected*	1,500,000	n/a

<sup>16</sup> Sector and UNICEF targets refer to children of 6 to 14 years enrolled in formal basic education. However the results for this age group are not currently available, and reflect enrolment across all ages (gross enrolment). Results will be revised once the age-specific data is available.

<sup>17</sup> The polio immunization campaigns target all children under the age of five years, including internally displaced people, host community members and Syrian Refugee children. Since more than 97 per cent of all Syrian refugees in Iraq reside in the KR-I, the 3RP funds for polio immunization are only used in Dahuk, Erbil and Sulaymaniyah Governorates. Immunization campaigns in the rest of Iraq are funded under the SRP. There was no National Polio Immunization Day (PNID) campaign in September.



**WASH:** UNICEF has equipped a new well in Majdel Anjar in Bekaa. Majdel Anjar is a large locality near the El Masna border crossing. The locality is home to over 15,000 Lebanese inhabitants and 17,000 Syrian refugees. The new station will yield 2,400 cubic meters of water per day and help relieve the water scarcity in the area.

## SUMMARY OF PROGRAMME RESULTS (January – September 2015)

LEBANON	Sector 2015 target	Sector 2015 result (Jan-June/July)	UNICEF 2015 target	UNICEF 2015 result (Jan-Sept)
<b>WATER, SANITATION &amp; HYGIENE*</b>				
# of individuals with improved water supply at an adequate level of service	2,862,291	425,333	592,614	432,729
# of individuals with access to improved sanitation facilities	478,184	123,996	151,266	127,961
# individuals who have experienced an HP session	2,008,651	445,627	773,326	481,859
# individuals with access to hygiene items	342,020	129,400	25,778	112,933
<b>CHILD PROTECTION*</b>				
# of girls and boys provided with quality information	400,900	106,852	250,000	184,372
# of caregivers provided with quality information	170,272	59,643	150,000	74,614
# of girls and boys who received structured PSS	302,001	73,609	120,000	69,356
# of caregivers who received structured PSS	66,495	19,657	50,000	21,950
# of children accessing structured PSS in education spaces	47,545	N/A	20,000	1,499 <sup>^</sup>
# of girls and boys provided with specialized services <sup>1</sup>	2,436	1,670	800	1,866
# of CP/non-CP actors trained	1,989/3,792	1,024/528	350/200	1095 / 478
# of individuals who access static safe spaces <sup>2</sup>	73,211	20,382	32,000	11,030
# of individuals reached by mobile services <sup>2</sup>	81,940	40,058	60,000	72,786
<b>EDUCATION*</b>				
# of children (b/g) enrolled in formal basic education	227,947	112,999	87,150	112,999**
# of children (b/g) enrolled in NFE basic education (literacy/numeracy)	50,978	22,064	30,000	20,005
# of children (b/g) enrolled in formal ALP basic education	92,028	0	60,000	6,009
# of children (b/g) having received school supplies	534,360	317,942	290,000	258,930
# of public schools rehabilitated that meet safety and accessibility standards (as per MEHE regulation)	221	5	50	0**
# of teachers/educators/facilitators (m/f) trained	14,176	1,925	6,664	2,003
<b>HEALTH*</b>				
# of primary health care consultations	2,448,565	696,835***	792,500	1,125,032 ** **
# children under 5 receiving routine vaccination	239,986	158,215	150,000	185,089
# vaccine doses given to children in campaigns	1,883,300	806,579	1,799,982	806,579
# of healthcare providers trained	6,524	5,102	2,500	879
<b>NUTRITION*</b>				
# of children U5 screened for malnutrition	418,220	N/A	300,000	41,648
# of children U5 admitted for malnutrition management	14,282	N/A	13,042	858
# of individuals received micro-nutrient supplements (children and PLW)	441,200	N/A	440,000	136,001*****
<b>Basic Assistance (Winter Response)</b>				
# of children (b/g) receiving clothing	N/A	N/A	150,000	138,552

<sup>1</sup> Only children who receive specialised services: children needing family-based care, emergency shelters, services for disabilities, WFCL including CAAFAG, and specialized mental health services.

<sup>2</sup> SGBV indicator.

\*WASH and Child Protection Sector Results are as of June; Education, Health& Nutrition as of July

\*\*UNICEF number includes (through MEHE): 1<sup>st</sup> shift Non-Lebanese: 42,528/1<sup>st</sup> shift Lebanese: 11,600/Second shift: 58,871.

\*\*\*Work is in progress in 61 schools but the partners reporting will be only upon finalization.

\*\*\*\*UNICEF number includes 838,474 consultations reported by MOPH for the PHCCs supported by UNICEF [From Jan-July 2015] and 286558 reported by Activity Info(AI) [From Jan-September 2015]. However, the sector number only accounts for AI results.

\*\*\*\*\*88660 micro-nutrients and 47,341 energy biscuits. / <sup>^</sup>Activity suspended.

# Turkey

Affected Population		
Registered refugee figures from UNHCR data portal as at October 08, 2015. There are no persons pending registration.		
Total refugees	1,938,999	M: 985,011; F: 953,988
Child Refugees (Under 18)	1,050,937	M: 542,920; F: 508,018
Child Refugees (Under 5)	387,800	M: 203,595; F: 184,205

**Education:** The new school year started on 28 September, and UNICEF Turkey has scaled up its supply to new and previously enrolled students, reaching 134,858 children during the Back to School period. This brings the total of students supported with supplies to 200,582 for 2015. An additional 15 schools were also refurbished during the reporting period, in time for the new school year.

In collaboration with Refugee Education Trust International (RET), UNICEF opened 2 youth-friendly community spaces in the province of Şanlıurfa, which will also provide non-formal education opportunities for Syrian children. 25 teachers have been recruited and trained through a 12-day intensive teacher training. A total of 214 children, adolescents and youth are currently enrolled in Turkish language courses in Süleymaniye and Viranşehir – of whom 145 are under the age of 17 – enrolment continues.

**Child Protection:** 2,776 children benefitted from psycho-social support (PSS) in Child Friendly Spaces (CFS) and 700 children received psychosocial support through community centres. This brings the total to 36,313 children reached since the beginning of the year, nearly 73% of UNICEF's 2015 target.

UNICEF partner Support to Life conducted needs assessments and focus groups on child labour with 222 children and parents. The programme has reached 568 children at risk or engaged in child labour to date, with 104 children and families referred to local services for more specialized support.

UNICEF-supported landmine and explosive remnants of war risk education (ERW/RE) activities continued in the provinces of Şanlıurfa and Hatay, reaching a total of 849 children and young people (371 boys and 478 girls) to date. Approximately 98% of participants displayed a higher ERW/RE awareness score based on pre- and post-session monitoring.

Two UNICEF teams were deployed to assess the situation of women and children in transit in Izmir, Istanbul and Edirne – the majority of whom are Syrians. Following the recommendations of the assessment teams, and using an innovative approach to extend PSS to Syrian children living in host communities, a mobile CFS was deployed to serve children on the move in Izmir. The mobile unit will serve about 100 children and adolescents per day, and was deployed in partnership with the Turkish Red Crescent Society (TRCS) as part of UNICEF's commitment to providing rapid child protection services in the border areas.

## SUMMARY OF PROGRAMME RESULTS (January – September 2015)

TURKEY	Sector 2015 target	Sector total 2015 results	UNICEF 2015 target	UNICEF total 2015 results
<b>CHILD PROTECTION</b>				
# conflict-affected boys and girls with equitable access to child protection or psychosocial support services, including in Child-Friendly spaces and mobile units			50,000	36,313
# conflict-affected boys and girls reached through specialised services from qualified frontline workers referrals		n/a	2,000	713
# Syrian and Turkish adolescents in impacted communities who are trained for social cohesion and peace building through peer support, youth mobilization and advocacy			5,000	1,959
# Syrian individuals trained through the parenting training programme			5,000	20,089
# individuals trained on child protection and SGBV			405	403
<b>EDUCATION</b>				
# school-aged children in schools/ learning programmes <sup>18</sup>	345,000	215,000 <sup>19</sup>	180,000	102,126
# children who have received school supplies	250,000	n/a	180,000	200,582
# educational facilities constructed/ refurbished and accessible by Syrian children in camps and non-camp settings	70	n/a	70	92
# (qualified) teachers trained	4,150	n/a	3,500	6,737
# qualified teachers supported with incentives <sup>20</sup>	3,500	n/a	3,500	5,503
# children and adolescents receiving NFE/ IFE (Syrians, Other affected groups)	100,000	0	40,000	145

<sup>18</sup> UNICEF targets and results for enrolment figures are cumulative, and calculated based on schools directly supported by UNICEF with multiple interventions. Children who are indirect beneficiaries of system support, including teacher training and incentives, have not been included to date.

<sup>19</sup> As of June 2015. Enrolment figures for the new school year are being updated by MoNE and will be reported next month.

<sup>20</sup> Incentives are to be paid to the whole target group each month

## Affected Population

Registered refugee figures from UNHCR data portal as at October 08, 2015. There are no persons pending registration.

Registered refugees	132,375	M: 67,511; F: 64,864
Child Refugees (Under 18)	57,716	M: 29,784; F: 27,931
Child Refugees (Under 5)	16,017	M: 8,207; F: 7,810

**Child Protection:** UNICEF met its child protection indicators targets for 2015 and is now planning to scale up for twofold its beneficiaries for the 2016 3RP. In September, 465 Syrian children received specialized services (making a total of 2,063 children reached with specialized services since 1st January 2015). Services included case management, home visits and cash assistance. 2 Syrian refugee children held in detention were provided with humanitarian assistance (non-food items) by UNICEF's implementing partner CARITAS. Additionally, humanitarian assistance in detention centers was provided to 103 refugee and migrant children from all nationalities.

**Health and nutrition** In September, a total of 466 Syrian women (15-49) years and 956 under 5 Syrian children received primary health care services through UNICEF supported Public Health Units (PHUs) to reach a total of 3,852 Syrian women and 10,548 under 5 Syrian children used the Ministry of Health (MoH) PHUs in 2015. UNICEF supported MoH in planning for an integrated management of Childhood Illness (IMCI) protocol training 4 districts in Giza governorates for PHUs 25 physicians and 25 nurses out of 200 Physicians and 194 nurses in the 12 governorates with high concentration of Syrian refugees planned to take place during the 3rd Q of 2015.

UNICEF continues to support the MoH in the preparation of measles and rubella national vaccination campaign that will take place end of October, targeting 23 million Egyptian and non-Egyptian children aged 9 months to 10 years. UNICEF will conduct a synchronization meeting between MCH of MoH who deals with Syrian refugees and the preventive unit of MoH who is responsible for that.

**Education:** UNICEF is supporting 49 KinderGarten classrooms. This month, a new KinderGarten class is identified and is in the process of receiving furniture and educational materials to be operational in October 2015. To date, 1234 Syrian Children are enrolled in KinderGarten1 and KinderGarten2. 98 teachers are hired in the 20 KinderGartens and 173 teachers are trained to date.

In cooperation with the Ministry of Education, UNICEF is planning to train 131 KG teachers and 48 supervisors in 62 governmental KGs on developing observation skills. This is to benefit 188 Syrian children in addition to all Egyptian children in the targeted public schools. The training is to increase the teacher professionalism in observing the children, identify their educational level, explain the results of observation, and then provide appropriate interventions to improve these children educationally. Teachers will be from 8 governorates (Cairo, Giza, Qaliubiya, Alexandria, Marsa Matrouh, Monofiya, Sharqeya, and Daqahliya) and will be held in Cairo.

## SUMMARY OF PROGRAMME RESULTS (January 2015 –September 2015)

EGYPT	2015 Sector Target	2015 Sector Results	2015 UNICEF Target	2015 UNICEF Results
<b>CHILD PROTECTION</b>				
# children, adolescents with access to community based CP and PSS support	17,000	6,030	10,000	11,491
# parents with access to community based CP and PSS			2,500	3,069
# children participating in structured, sustained child protection or psychosocial support programmes (girls and boys)	n/a	n/a	1,000	1,159
# Syrian girls and boys with access to specialized psychosocial support 'case management'	2,450	n/a	1,500	2,063
# government, civil society and community based organization staff trained on CP	540	n/a	250	586
<b>EDUCATION</b>				
# Syrian children enrolled in formal education opportunities	45,954	41,000	14,500	13,181
# students reached by psychosocial support	n/a	n/a	750	0
# community structures and KGs established	n/a	n/a	70	49
# schools equipped and refurbished	30	0	15	0
# schools provided with education resource rooms <sup>21</sup>	3,200	n/a	15	0
# teachers trained	2,330	385	150	0
# public and community school reached with child safeguarding mechanisms	50		10	0
# teachers (m/f) trained on design and implementing plans for students with special needs	n/a	n/a	150 teachers	0
# teachers/supervisors trained on active learning and multi-grade classroom management	1,000	n/a	750	173 <sup>22</sup>
# managers trained (m/f)	n/a	n/a	300 managers	0
<b>HEALTH</b>				

<sup>21</sup> UNICEF is targeting public schools

<sup>22</sup> KG teachers

# under 5 (Egyptian and Syrian) children immunized during polio NIDs	UNICEF is not lead for the health sector	14,500,000	n/a <sup>23</sup>
# Syrian children under five years old immunized through the Routine immunization (measles)		15,000	will take place October 2015
# Syrian women (15-49year of age) benefiting from Primary health services (including ANC, PNC, Hypertension)		10,000	3,852
# Egyptian women (15-49) benefiting from access essential primary health services		20,000	n/a
# Syrian new born with access to obstetric and neonatal intensive care units)		15	n/a

## Funding Status

### 2015 Appeal : SRP and 3RP

Funding Status		WASH	Education	Child Protection	Health & ** Nutrition	Basic Needs	Other	Being* Allocated	Total*	Percentage Funded
Syria	Required	72.02	92.04	22.53	62.28	30.40			279.27	46%
	Funded	35.35	34.76	9.28	20.03	21.02		7.85	128.29	
	% Funded	49%	38%	41%	32%	69%			46%	
	Funding Gap (\$)	36.67	57.28	13.25	42.25				150.98	
	Funding Gap (%)	51%	62%	59%	68%				54%	

3RP	Jordan	Required	56.03	50.79	24.95	11.04	36.70			179.51	74%
		Funded	52.52	38.83	13.65	3.83	16.87		6.93	132.63	
	Lebanon	Required	90.85	116.06	29.16	42.86	10.10			289.02	59%
		Funded	37.81	74.05	19.33	23.73	15.19			170.12	
	Iraq	Required	45.36	12.93	8.74	10.49	1.20			78.72	51%
		Funded	15.16	10.59	9.50	3.78	1.47			40.50	
	Turkey	Required		42.00	9.58	5.27	3.50			60.35	88%
		Funded		35.72	6.23		1.16		10.11	53.22	
	Egypt	Required		2.02	1.82	6.82				10.66	37%
		Funded		0.77	2.67	0.54				3.97	
	MENA	Required	0.75	0.75	0.75	0.75	1.50	1.50		6.00	36%
		Funded			0.36				1.83	2.18	
	Total 3RP	Required	192.98	224.55	75.01	77.23	53.00	1.50		624.27	64%
		Funded	105.49	159.95	51.73	31.89	34.69		18.87	402.63	
		% Funded	55%	71%	69%	41%	65%			64%	
Funding Gap (\$)		87.49	64.60	23.27	45.34	18.31	1.50		221.64		
Funding Gap (%)		45%	29%	31%	59%	35%			36%		

Total	Required	265.01	316.59	97.54	139.51	83.40	1.50		903.54	59%
	Funded	140.84	194.71	61.01	51.92	55.72		32.29	536.49	
	% Funded	53%	62%	63%	37%	67%	0%		59%	
	Funding Gap (\$)	124.16	121.88	36.53	87.58	27.68	1.50		367.05	
	Funding Gap (%)	47%	38%	37%	63%	33%	100%		41%	

\* The total amount includes funds that are currently being allocated to country offices.

\*\* For Syria SRP total requirement for Health 40.37 and total received fund 17.53

<sup>23</sup> Independent report in process

\*\* For Syria SRP total requirement for **Nutrition**

21.91 and total received fund 2.50

## Next SitRep: 20/11/2015

UNICEF Syria Crisis: [www.unicef.org/infobycountry/syriancrisis\\_68134.html](http://www.unicef.org/infobycountry/syriancrisis_68134.html)

UNICEF Syria Crisis Facebook: [www.facebook.com/unicefmena](https://www.facebook.com/unicefmena)

UNICEF Syria and Syrian Refugees Humanitarian Action for Children Appeal: <http://www.unicef.org/appeals/index.html>

### Who to contact for further information:

**Genevieve Boutin**  
Syria Crisis Coordinator  
UNICEF MENA Regional Office  
Mobile: +962 (0) 79 683 5058  
[gboutin@unicef.org](mailto:gboutin@unicef.org)

**Simon Ingram**  
Regional Chief of Communication  
UNICEF MENA Regional Office  
Mobile: + 962 (0) 79 5904740  
Email: [singram@unicef.org](mailto:singram@unicef.org)

